A Scientific Slide Show

Loula Allain
Loula_allain@fc1.nycenet.edu
P.S.2 Q
75-10 21 Avenue
Jackson Heights, NY 11370
718-728-1459

For more information please contact:
Teachers Network
212-966-5582 Fax 212-941-1787
e-mail: ppaul@teachersnetwork.org
web site: www.teachersnetwork.org

Table of Contents

A Scientific Slide Show
Loula Allain
P.S. 2 Q

Program Outline and Overview

Target Student Level

Grade 4
(This project can easily be adapted for grades 3-6)

Major Goals and Overview

In our schools we need to use our time wisely, therefore we need to creatively combine the lessons we teach. A Scientific Slide Show provides this opportunity for you. It will combine science, technology, and writing a research paper all in one. The students are learning how to use the computer while writing a research paper. The students will be asked to write a total of four paragraphs. The first two will be based on biographical information found on the assigned scientist. The second two paragraphs will consist of the scientific contribution made to our world by the assigned scientist. The students will then continue this

A Scientific SlideShow
Loula Allain
P.S. 2 Q

project by learning how to use the software program Appleworks 5.0. Our first goal is to teach basic word processing skills. Once the students are comfortable within the program, the next step is to teach how to create a slide show. The children will use the information gathered during their research in order to create a new document. The new document will be saved onto a disk using the saving protocol lastname.title for example Einstien.slideshow . Each student will save their work onto the same disk provided by the lab teacher. The next step is to put all the saved documents into slide show formation. This can be done on one isolated computer while rotating the students. The new document will then be transformed into the finished product, the Scientific Slide Show.

A Scientific SlideShow
Loula Allain
P.S. 2 Q

Timeline

Month	Objectives
September	Review the many functions of the softeare program Appleworks 5.0 Assign the research project to the class. Each student is given a different scientist.
October	The students will bring their research into the classroom and begin to learn the software program Appleworks 5.0 by publishing their gathered information.
November	The students will continue working within Appleworks 5.0 and complete their word processing section of the project.
December	The students will begin to create their slide show using the Appleworks drawing option.
January	The students will share their slideshows at the annual Science Fair.

A Scientific SlideShow
Loula Allain
P.S. 2 Q

Lesson Plan Loula Allain Computers

Software: Appleworks 5.0

Aim: Introduce the word processing segment of the program. (Concentrate on the menu and tool bars.)

Procedure:

1. Instruct the students on how to launch the program.
2. Point out the differences in the main menu.
3. Click on the word processing option until it is highlighted.
4. Once you have entered the program point out the menu bar above the blank screen.
5. Discuss in full detail each individual pull down menu. Show examples for each explanation and ask the students to try it out on their own computers.
6. Instruct the class on the saving protocol.

Materials: Ducane Overhead projector, Imacs, G3 , white board, markers, and posters (describing activity).

Follow up:
The children will write a paragraph including left justification, 14 size, Chicago font, bold, single spaced.

The children will write a research project based on an assigned Scientist.

As a teacher of technology ,one can spend years teaching the software program , Appleworks. I ask that you keep this in mind while planning for your lessons.
http://www.apple.com/**appleworks**/

A Scientific SlideShow
Loula Allain
P.S. 2 Q

Lesson Plan Loula Allain Computers

Software: AppleWorks 5.0 Grade 4

Aim :To create A Scientific Slide Show

Procedure:

1. The students will be assigned a specific scientist.
2. They will be asked to research the scientist.
3. They will write a report containing two paragraphs. The first will be biographical the second will consist of the person's scientific contribution to our world.
4. The students will then transfer their writing onto a drawing document entering all the information they have gathered.
5. They will save and name their document.

6. The students will be asked to insert a picture of the scientist.
7. The documents will be grouped and put into slide show mode.

Materials:

Projection System, G3 , Imacs, white board, markers. Posters(detailing tool bar options), research gathered on Scientists.

Follow up:

1. The students can take their saved work and share it with the lower grades using a laptop

2. The slide show can be displayed in the auditorium during the science fair, literacy fair ,etc.

3. The students can create an author study slide show.

4. The class(or grade) can print out the individual slides from their slide show and put them together to make one large scientist quilt.

5. The class (or grade) can print out the slides and put them together to form a book.

6. The class can create a book of scientific experiments.

A Scientific SlideShow
Loula Allain
P.S. 2 Q

Resource List

The school librarian.
The school science teacher.
The school computer teacher.
The local library.
The internet.
Encyclopedias on CDroms.

DAMIR
4-316

Thomas Edison



I found some information on the computer about Thomas Edison. I found that he was born in Milan, Ohio on Feb. 11, 1847. I found that he attended school for three months in Port Huron, Michigan. He wasn't lucky. When Thomas Edison was 12 he started to sell newspapers by the Grand Trunk Railway.

Now what made him famous was he was an American inventor. He developed the light bulb and a generating system whatever that is. Through tbe sale of telegraphic appliances, Thomas Edison earned $40,000. He established his own lab. In 1887 he moved his lab from Menlo Park to New Jersey. In 1862 Thomas Edison published a weekly newspaper. It was known as the Grand Trunk Herald. A freight car served as his laboratory.

Shawn
4-316



Helen Broke [1898-1986]. American physician born in Cambridge, Massachusetts, known for saving the lives of "Blue Babies." She studied at the medical schools at Harvard, Boston, and Hopkins universities, receiving an M.D. degree in 1927. She became interested in rheumatic diseases and other heart disorders in children and with Alfred Blacklock developed a surgical technique to alleviate the bluebaby condition, or cynosis, caused by a congenital cardiac malformation that prevents complete circulation of the blood to the lungs. After 1944, when the first Blocklock-Taussing operation was developed, many bluebabies were saved from invalidism and death.

FRANKIE DELEON
4-316

DIAN FOSSEY

DIAN FOSSEY was born in SAN FRANCISCO. She graduated from SAN JOSE STATE COLLEGE in 1954 with a degree in occupational therapy. She then worked in a children's hospital in KENTUCKY for several years. She traveled to Africa in 1963. She is an American zoologist, who did field studies of wild gorillas in the Virunga Mountains of Rwanda and the Democratic Republic of the Congo.

Her study site, Karisoke, became an international center for gorilla research when she established the Karisoke Research in 1967. Fossey received a Ph.D. in zoology from the University of Cambridge in 1978. Her book, Gorillas in the Mist (1983), recounts observations from her years of field research.

Christopher
4-316

Rachel Louise Carson

Rachel Louise Carson was born May 27, 1907, in Springdale, Pennsylvania. She died in 1964 in Silver Spring, Maryland.

Rachel Carson grew up on a small Pennsylvania farm where she spent hours exploring the outdoors. She always loved books. Her first publication was at age 10 in a children's magazine. She went to the Pennsylvania College For Women. She majored in zoology, and then went to Johns Hopkins for a masters degree in genetics. After completing her degree in 1932, she wrote science articles for newspapers and worked at the Woods Hole Oceanographic Institute. She was hired by the Bureau of Fisheries (Later the U.S. Fish and Wildlife Service) in Washington, D.C. In 1941 she published UNDER THE SEA WIND, her first book. She was a quiet, private person, fascinated with the workings of nature from a scientific and aesthetic point of view.

She wrote many books. In 1964 she lost her battle with breast cancer.

Gurpreet.S
4-316

Ben Franklin

The scientist I am going to do a report on is Ben Franklin. He was the very first man to discover electricity and he thought it was a dangerous, shocking experience. Ben's first invention was telephones.

Ben Franklin invented many inventions that are used today like computers, phones, TVs, and light lamp. Ben Franklin passed away because he was the first man to discover electricity. He took a kite and tied a key to it. He took it outside in a thunder storm, and he passed away.

Melissa Gonzalez
4-316

Dr. Maria G. Mayer



Dr. Maria G. Mayer was born in 1906 and died in 1972. In 1930 she moved to the U.S.A. She had a hard time getting a job. More than 30 years later Dr. Maria G. Mayer won the Nobel Prize. She had a wonderful husband named Joseph.



In 1963, she and Hons Jensen received the Nobel Prize for physics. Also, her husband got the academics job. Dr. Maria G. Mayer worked with the noted nuclear scientist Enrico Femi. Four years later, Dr. Mayer was finally offered a full-time professorship at the Univerist of California at San Diego. Maria was allowed to lecture as an unpaid volunteer.



Melissa Iturralde
4-316

Dixie Lee Ray

Dixie Lee Ray was born in Tacoma, Washington. Dixie Lee Ray grew up in the University of Washington, she also directed the Pacific Science Center of Research and Public Education in Seattle.

From January 1975 to June 1975, Dixie Lee Ray served as Assistant Security of States for Oceans and International Environmental. President Richard M. Nixon asked Dixie Lee Ray to prepare a plan to develop new research of energy. She proposed a Ten Billion Dollar research and development program. It includes new projects.

Sadia Khan
4-316

Alexander Graham Bell

Alexander Graham Bell invented the telephone for everybody. Also, he invented the photophone, a device by which sound was created. Bell was happy with his invention. The telephone was Bell's greatest scientific contribution. Bell spent much energy on making experiments with the sound.

Bell, Alexander Graham

Copyright (C) The Bettmann Archive

In 1847, Alexander Graham Bell was born in Edinburgh, Scotland. Bell was thoroughly trained in speech and music. He became a scientist because he was interested in electricity. Bell was very careful with the sound so he would not go deaf. This was very important to Bell.